


**VERDERFLEX®**



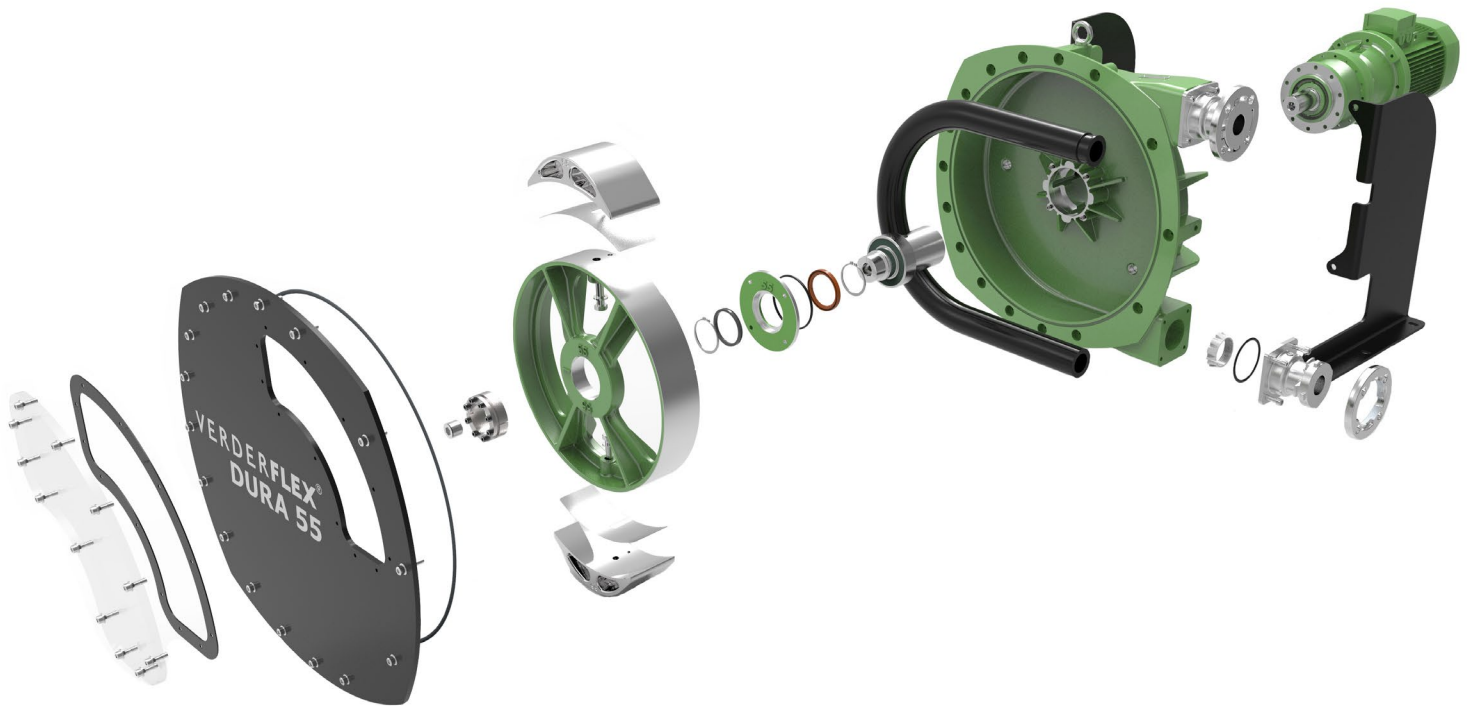
# Peristaltic Industrial Hose Pump

Spare Parts List

Dura 45 and 55

Version 2.3v-10/2020

Print-No. 01



**VERDER**  
passion for pumps



Version 2.3v-10/2020  
Print-No. 01

## Dura 45 and 55

## Dura 45 and 55 Spare Parts List

Table 1 contains a list of spares to help maintain and repair the Dura 45 and 55 peristaltic pumps. If in doubt, please contact your local Verder distributor with the pump serial number for genuine Verderflex® spares.

### Pump Layout – Exploded view Dura 45

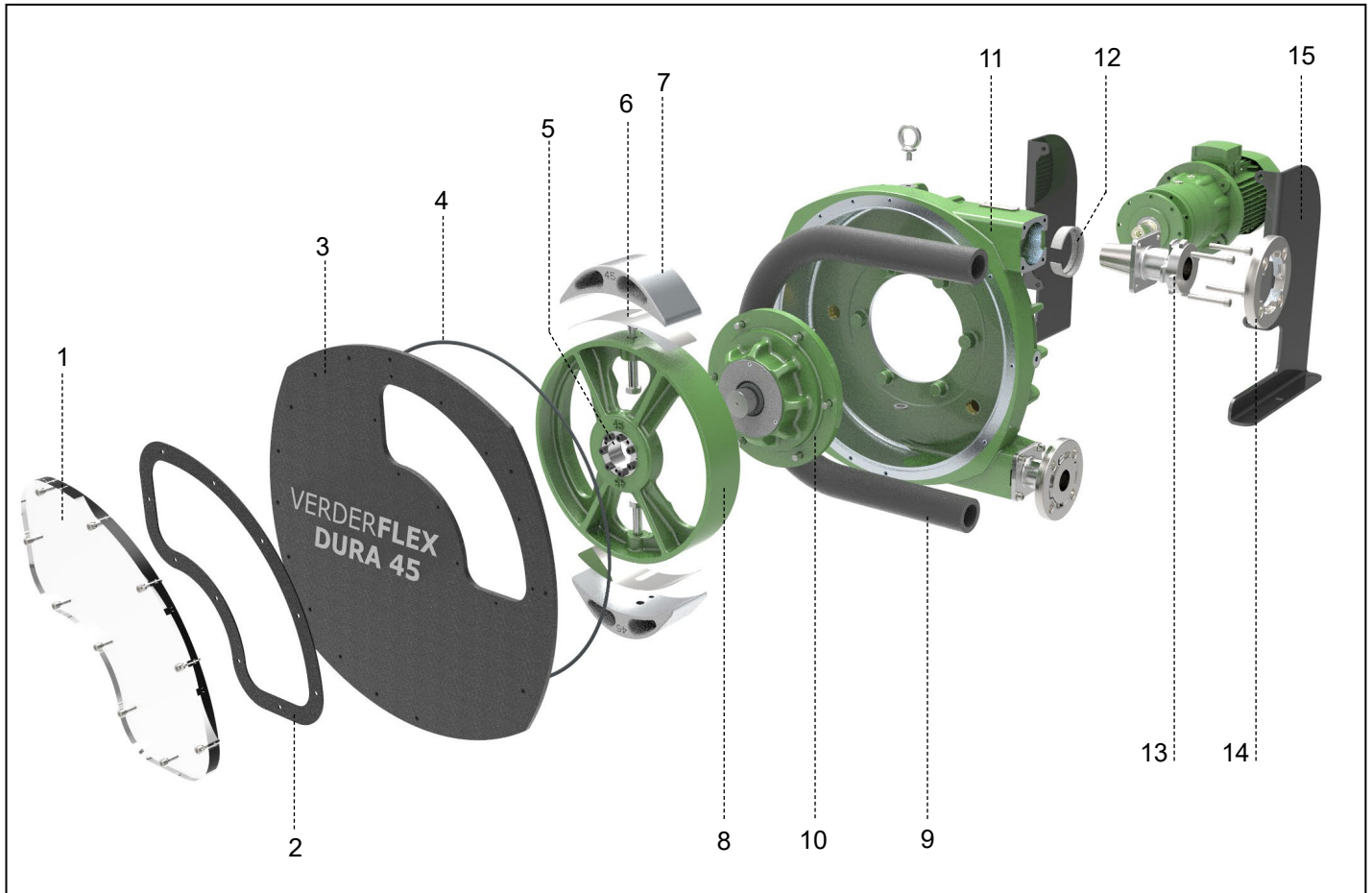


Figure 1 Layout - Dura 45 Generic View

1	Inspection Window	6	Shims	11	Pump Casing
2	Inspection Window Gasket	7	Rotor Shoe	12	Clamp Ring
3	Front Cover	8	Rotor	13	Port Flange
4	Front Cover O-Ring	9	Hose	14	¼ Turn Flange
5	Rotor Mounting Bush	10	Bearing Housing	15	Mounting Frame

## Pump Layout – Exploded view Dura 55

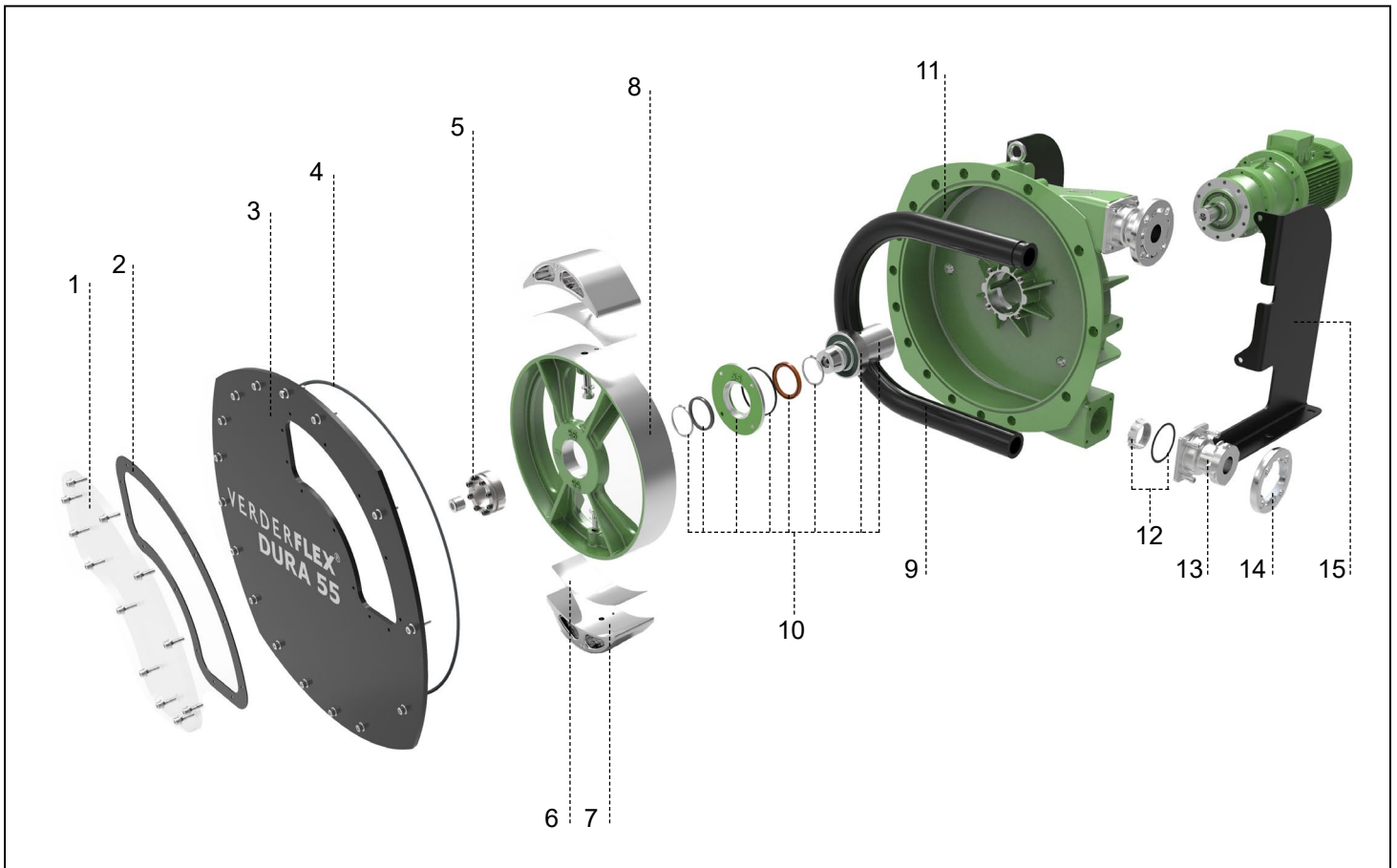








Figure 2 Layout - Dura 55 Generic View







1	Inspection Window	6	Shims	11	Pump Housing
2	Inspection Window Gasket	7	Rotor Shoe	12	Clamp Ring
3	Front Cover	8	Rotor	13	Port Flange
4	Front Cover O-Ring	9	Hose	14	¼ Turn Flange
5	Rotor Mounting Bush	10	Seal Kit and Bearing <sup>1)</sup>	15	Frames

<sup>1)</sup> Applies for Dura MKIII 55 only. (→ refer to Dura 55 operating manual)







**Table 1 Dura 45 and 55 Spare Parts List**

Ref	Item	Part No		Qty	Image
1.	Front Cover Inspection Window	D 45	139.2225.P	1	
		D 55	139.1019		
2.	Front Cover Inspection Window Gasket	D 45	139.2234	1	
		D 55	139.1020		
2.1	Front Cover Inspection Window and Gasket Assembly	D 45	139.2225.PA	1	
		D 55	139.1038		
	Front Cover Inspection Window and Gasket Assembly for ATEX Rated Pumps	D 45	139.2226	1	
		D 55	149.0204		
3.	Front Cover	D 45	139.1043.ST	1	
		D 55	139.1016		
3.1	Front Cover Assembly	D 55	139.1043.A	1	
		D 55	139.1044.A		



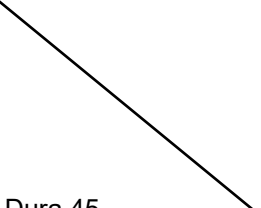


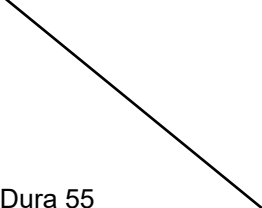


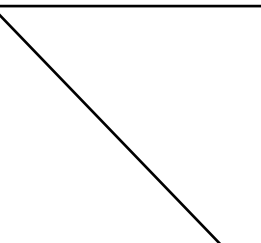



**Table 1 Dura 45 and 55 Spare Parts List (continued)**

Ref	Item	Part No		Qty	Image
4.	Front Cover O-ring	D 45	139.1079	1	
		D 55	139.1017		
5.	Rotor Mounting Bush	D 45	139.8007	1	
		D 55	139.1005		
6.	Shims (pack of 20)	D 45	139.1389.M	1	
		D 55	139.1390		
7.	Rotor shoe	D 45	139.8019.A	1	
		D 55	139.8020.A		
8.	Rotor	D 45	139.2051.CI	1	
		D 55	139.1013		
10.	Bearing Housing	D 45	139.8001.A	1	
		D 55	Not Applicable		

**Table 1 Dura 45 and 55 Spare Parts List (continued)**

Ref	Item	Part No		Qty	Image	
10.1	Bearing Housing Seal Kit	D 45	139.1454.A	1		
		D 55	Not Applicable			
10.2	Seal Kit	D 45	Not Applicable	1		
		D 55	149.0200			
10.3	Seal Kit and Bearing	D 45	Not Applicable	1		
		D 55	149.0201			
10.3	Drive Shaft Assembly	D 45	Not Applicable	1		
		D 55	149.0203			
12.	Clamp Ring (Supplied as Flange Sealing Kit)	D 45	139.1046	1		
		D 55	139.1036		Dura 45	Dura 55





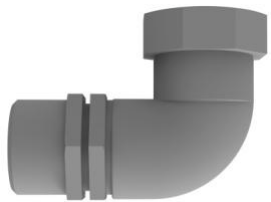
**Table 1 Dura 45 and 55 Spare Parts List (continued)**

Ref	Item	Part No	Qty	Image			
13.*	Standard Flange <i>(supplied in pairs)</i>	SS 1pc. Solid	D 45	139.1338.A	1	 Dura 45	 Dura 55
			D 55	139.1034			
		SS Flange Without Insert	D 45	-		 Dura 45	 Dura 55
			D 55	139.1035			
		Split Flange Assembly	D 45	139.8052.A		 Dura 45	 Dura 55
		SS Flange Complete with PP Insert	D 45	139.8054.A		 Dura 45	 Dura 55
			D 55	139.1057			
		SS Flange Complete with PVDF Insert	D 45	139.8053.A		 Dura 45	 Dura 55
			D 55	139.1058			
				SS Flange Complete with SS Insert	D 55	139.1056	
13.1*	Flange Insert	PP	D 45	139.8054	1	 Dura 45	 Dura 55
		PVDF		139.8053			
		PP	D 55	139.2157			
		PVDF		139.2158			
		SS		139.2156			

\* For temperature limits, please check the datasheet.








**Table 1 Dura 45 and 55 Spare Parts List (continued)**

Ref	Item	Part No		Qty	Image
13.2	Hygienic Flange DIN11851 (supplied in pairs)	D 45	149.0213	1	
		D 55	149.0214		
15.	Mounting Frame	D 45	139.2328.A	1	
		D 55	149.0202		
16.	Drain Assembly	D 45 D 55	139.8055	1	
17.	Filler Assembly	D 45 D 55	139.1762	1	

**Table 2 Dura 45 and 55 Parts for reference (not supplied as individual spares by Verderflex )**

Item		Description		Image
Mounting Frame Fasteners		D 45 D 55	M12 x 25 – 10.9 Steel BZP	
Rotor Shoe Fasteners		D 45 D 55	M16 x 60 – 10.9 Steel BZP	
Bearing Housing Fasteners		D 45 D 55	M12 x 35 – 10.9 Steel BZP	
Front Cover Screws		D 45	M8 x 35 – 12.9 Steel BZP	
		D 55	M10 x 40 – 12.9 Steel BZP	
Port Flange Screws		D 45	M10 x 70 – 12.9 Steel BZP FULL THD	
		D 55	M12 x 40 – 12.9 Steel BZP	
Inspection Window Screws		D 45	M6 x 25 – 12.9 Steel BZP	
		D 55	M8 x 27 – 8.8 Steel BZP	
Washers	Mounting Frame	D 45	M12 serrated external	
	Inspection Window		M6 Form A BZP	
	Front Cover		M8 Form A BZP	
	Rotor Shoe		M16 Form A BZP	
	Mounting Frame	D 55	M12 serrated external	
	Inspection Window		M8 Form A BZP	
	Front Cover		M10 Form A BZP	
	Rotor Shoe		M16 Form A BZP	

**Table 3 Dura 45 and 55 Accessories**

Item	Part No		Qty	Image
High level sensor	D 45 D 55	139.8048	1	
Low level sensor	D 45 D 55	-	-	
Hose burst kit (Non-Atex)	D 45 D 55	129.0719	1	
Hose burst kit (Atex)	D 45 D 55	129.0720.ATEX	1	
Revolution sensor	D 45 D 55	129.0805	1	

**Table 4 Dura 45 and 55 Hose Options**

Item		Part No		Qty	Image
Hose option <i>NR/White</i>	singles	D 45	139.0005	1	
		D 55	139.0006		
Hose option <i>NBR/Yellow</i>	singles	D 45	139.0516	1	
		D 55	139.0517		
Hose option <i>NBRF/Yellow + White</i>	singles	D 45	139.2025	1	
		D 55	139.2026		
Hose option <i>Hypalon® / Green</i>	singles	D 45	139.2014	1	
		D 55	139.2015		
Hose option <i>EPDM/Red</i>	singles	D 45	139.0014	1	
		D 55	139.0015		

## Table 5 Dura 45 and 55 Pump Lubricants

The pump must always be filled with the correct amount of lubricant to the middle level marks of the front cover. Table 5 shows the standard amount of lubricant supplied with Dura pumps in litres and US gallons.

Pump Size	Lubricant	Standard Quantity Supplied with Pump in Litre (US Gallons)	Part No
Dura 45	Verderlube®	10 (2.64)	129.1421
	VerderSil®		129.1376
Dura 55	Verderlube®	15 (3.96)	129.1417
	VerderSil®		129.1378

## Trademarks

VERDERFLEX® is a registered trademark of Verder International B.V. No permission is granted to use any Verder, trademarks or trade names included in this document without the prior written agreement of Verder International B.V.

Tri-clamp® is a registered trademark of Alfa Laval Corporate AB.

Hypalon® is a registered trademark of RSCC Wire & Cable LLC.